

PART
4

How to Make and Send Your Cards



Things to remember: All cards must be 100% handmade

1

ENCOURAGING MESSAGES ONLY

YOU CAN WRITE things like the following:

- You're Awesome
- You're One in a Minion
- You Rock
- Shine Bright Like a Diamond

DO NOT WRITE things like the following:

- You're a tough cookie
- You got this
- Religious messages
- Hang in there
- I hope you feel better
- Avoid fuzz balls and pipe cleaners- they fall off during transit.
- Get well soon
- Keep your head up
- Stay Strong
- Keep Swimming

2

MULTIPLE LANGUAGES NEEDED

We send cards to over **50 countries** and encourage you to make cards in different languages. We're usually short on Spanish cards.

3

SIGN YOUR CARDS

Remember to sign your cards with your first name and location, e.g., "From Angie in Ann Arbor, MI."

4

TAKE A SELFIE

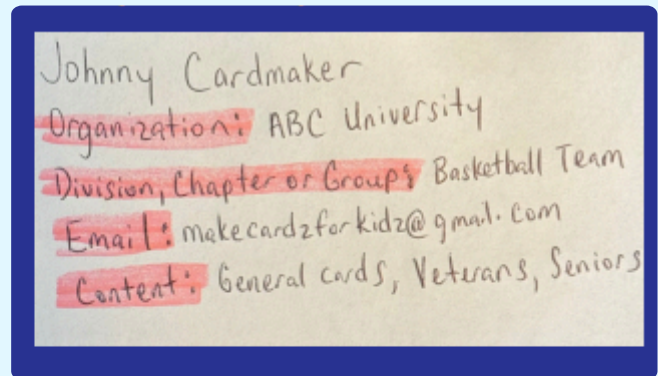
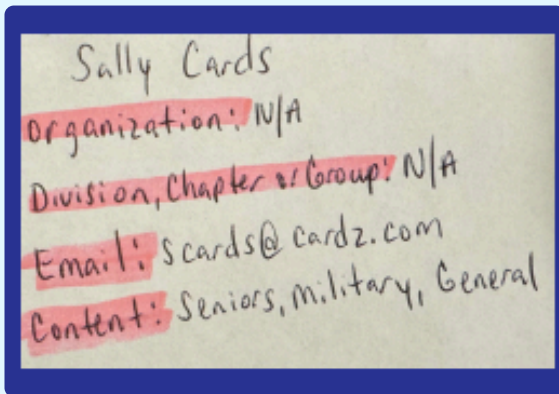
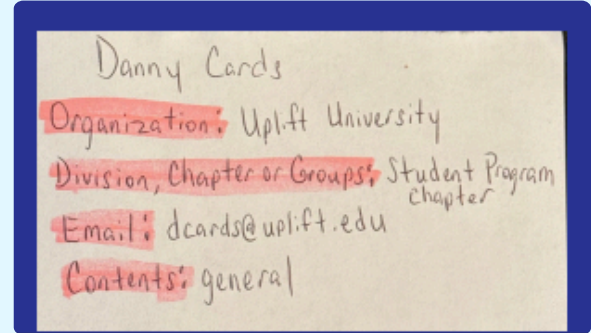
Take pictures of you with your cards, tag us in your social post, and email pictures to photos@cardzforkidz.org

*Photos will be shared on our social pages.

Packaging your cards

Inside of the shipping box/envelope:

- INCLUDE A NOTE WITH YOUR EMAIL ADDRESS AND THE SAME INFORMATION AS ON THE OUTSIDE, IN CASE THE BOX OR ENVELOPE IS DAMAGED DURING DELIVERY
 - ONCE YOUR CARDS HAVE BEEN COUNTED, YOU WILL RECEIVE AN AUTOMATED EMAIL CONFIRMING THEIR RECEPTION
- IF YOU HAVE CARDS IN DIFFERENT LANGUAGES, PLEASE SEPARATE AND LABEL ANY LANGUAGE BESIDES ENGLISH OR SPANISH



Outside of the shipping box/envelope:

- THE CARD MAKER'S NAME AND/OR AFFILIATED GROUP SHOULD BE IN THE RETURN ADDRESS; PLEASE DO NOT USE ACRONYMS
- CONTENTS OF PACKAGE: GENERAL CARDS, CARDS FOR SENIORS, SPECIAL DELIVERY (FIRST NAME), CARDS FOR VETERANS, HOLIDAY CARDS



Address cards to:

Cardz For Kidz
516 N. Ogden #177
Chicago, IL 60642